


# Product Description of Klozit® Sliding Glass Door Closing and Latching System

## KLOZIT Door Closers:

The Klozit sliding glass door closer is based upon a gas spring, similar to those found in car hatchbacks. The spring is compressed when the sliding door is opened. When the door is released, the stored energy in the gas spring closes the door. There are two versions of the KLOZIT door closer. One is actuated by a cable and pulley system. The other one utilizes a polyester strap combined with a cable system.



**KLOZIT Cable Actuated  
Sliding Glass Door Closer**



**KLOZIT Strap Actuated  
Sliding Glass Door Closer  
(Left & Right Opening)**

**KLOZIT® Cable Actuated Patio Glass Door Closer:**

The KLOZIT Cable-Actuated Sliding Glass Door Closer uses 5 rollers and a stainless steel cable to make a block-and-tackle system. The closer body is extruded aluminum. The closer mounts onto the side of the arcadia (patio) sliding glass door. The closer is held to the side of the door with a roll pin at the top and a single screw at the bottom. The cable is connected to the interior of the upper door frame with an eyelet and single screw. When the door is opened, the gas piston is compressed. When the door is released, the gas piston extends and pulls the cable back into the closer, pulling the door closed. The closer is 29 3/4 inches long, 1 1/2 inches wide and 1 inch thick. The maximum stroke of the closer is 47 inches.



**Cable closer mounted on door**



**Cable closer top view showing rollpin being inserted into hole**



**Attaching bottom mounting screw**



**Cable closer- cable exiting closer**



**Cable Closer, top cap removed showing final output pulley**



**Internal parts of cable door closer- gas piston, 5 pulleys, top and bottom axles, cable**



**Pulley system at top of cable closer**



**Pulley system at bottom of cable closer**

## **KLOZIT® Strap Actuated Patio Glass Door Closer:**

The KLOZIT Strap-Actuated Sliding Glass Door Closer uses 1 roller and an internal stainless steel cable to make a block-and-tackle system which winds up a polyester strap on an external spool. The closer body is extruded aluminum. The closer mounts with two brackets onto the side of the arcadia (patio) sliding glass door. The brackets are each held to the door by two screws. The external spool protrudes 1 inch past the face of the door. The strap is connected to an anchor bracket mounted to the front face of the door frame with two pop-rivets.

The closer comes in two strengths. One with a range of 6 to 8 lbs of pulling force and one with a range of 4.5 to 6 lbs of pulling force.

When the door is opened, the strap unwinds from the spool and winds up the internal cable, compressing the gas piston. When the door is released, the gas piston extends and unwinds the internal cable and the external spool pulls the strap back into the closer, pulling the door closed.




**Strap type closer mounted on right-to-left opening door. KLOZIT door latch mounted above existing door handle**

The closer is 33 1/2 inches long, 1 1/2 inches wide and 1 inch thick. The spool at the top of the strap closer is 2 3/4" wide. The maximum stroke of the closer is 55 inches.



**Top view of tape spools of right and left opening strap type closers and top mounting bracket**



**Close-up of strap type closer showing tape spool and polyester tape attached to anchor posts**




**Close-up of strap type closer showing tape spool and tape anchor with cover attached**




**View of top of strap type closer showing upper spool and upper mounting bracket**




**Close-up of strap type closer showing upper mounting bracket and clearance to door frame**



**Internal parts of strap type closer showing gas spring & cable, cable windup spool on side of strap spool, disassembled strap spool, cap, strap anchor post and post cover.**




**Side view of tape spool connected to cable spool by square shaft**



**Face view of cable spool and tape spool**



**Strap anchor post, mounting brackets,**



**Strap wind-up spool with strap, Spool housing, assembled spool with strap**

**KLOZIT® Door Latch:**

The Klozit sliding glass door latch is mounted at least 54 inches above the floor on the same side as the original door handle and latch. The KLOZIT latch has handles on both sides of the door which pull a small cable downward which in turn pulls a striker down at the top of the door, allowing the striker to clear a gravity operated flag mounted to the underside of the door frame. The release of the handle allows the striker to return to its locked position. As the door closes, the striker pushes the gravity latch up as it passes by and then the gravity latch falls back in place, locking the door. A adhesive-backed plastic extrusion conceals and protects the cable in between the exterior handle assembly and the latch assembly.



**KLOZIT Door Latch  
(Mounted on Display Board)**



**KLOZIT Door Latch- Locked Position**



**KLOZIT Door Latch- Opening Position**





Latch on door and gravity latch on door frame



View looking up at mounting bracket and gravity latch mounted on underside of door frame



Close-up of handle assembly and cable puller



Exterior view of KLOZIT® latch